

# Workforce Investment Board

Quarterly Dashboard: First Quarter 2022-2023

## AJCC Services in Q1

Resource Navigation



Unemployment Insurance



Virtual Job Link Center

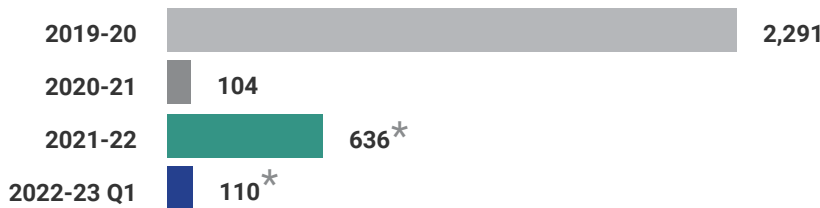


Virtual Workshops



### Job Link Customers

Individuals Who Visited AJCC Offices



3

Virtual Workshops



3

Unique Participants



3

Total Participants



### Top Occupations in Sonoma County

By JobsEQ Forecasted Demand Over the Next 5 Years

Food Preparation & Serving



\$37,600

Annual Wages

Sales & Related



\$50,800

Annual Wages

Office & Admin Support



\$50,000

Annual Wages

Transportation & Material Moving



\$45,900

Annual Wages

Healthcare Support



\$38,600

Annual Wages

### CalJOBS Registrants in Q1

Intended Occupation, Employment Status, & Education Level at Registration

13%

Office & Admin Support

12%

Management

7%

Business & Financial Operations

7%

Production

6%

Construction & Extraction

6%

Sales & Related

86%

Not Employed

13%

Less Than High School Diploma

27%

Diploma or Equivalent

21%

Some College or Vocational School

8%

Associate's Degree

31%

Bachelor's Degree or Higher

\*May be underreported due to process changes.

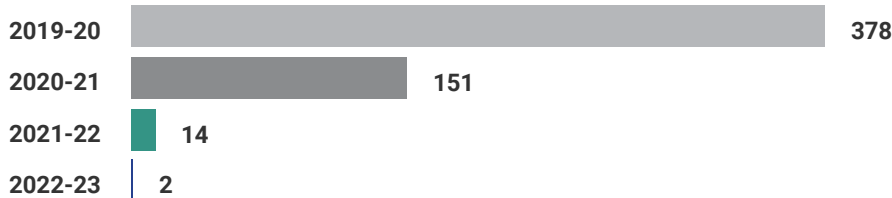
# Workforce Investment Board

Quarterly Dashboard: First Quarter 2022-2023

## Job Link Business Services

### Layoff Aversion

Number of Layoff Response Events Hosted



60

Inbound Inquiries from Local Businesses in 2022-2023 Q1

## Youth Education & Employment Services

### Youth Work Experience

Number of Youth & Young Adults Participating in All Programs




70%

SCYEC Completion Rate in 2021

### Sonoma County Youth Ecology Corps (SCYEC)

Demographics of Participants in the 2021 SCYEC Program



## WIOA Levels of Service

Levels of Service Accessed in Q1 of the 2022-2023 Program Year



# Workforce Investment Board

Quarterly Dashboard: First Quarter 2022-2023

## WIOA Individualized Career Services

### WIOA Adult Customers

Number of Individuals Enrolled



112 COVID-19 Grant Customers

### WIOA Dislocated Worker Customers

Number of Individuals Enrolled



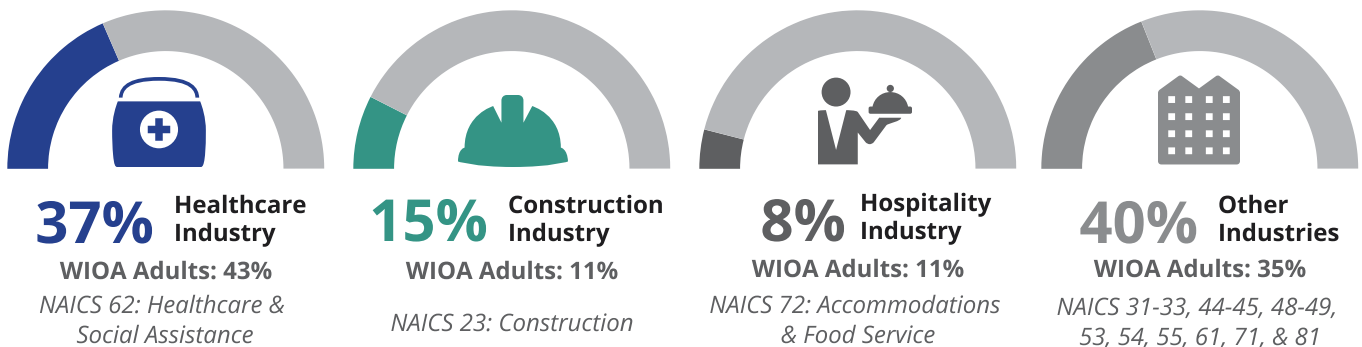
79 COVID-19 Grant Customers



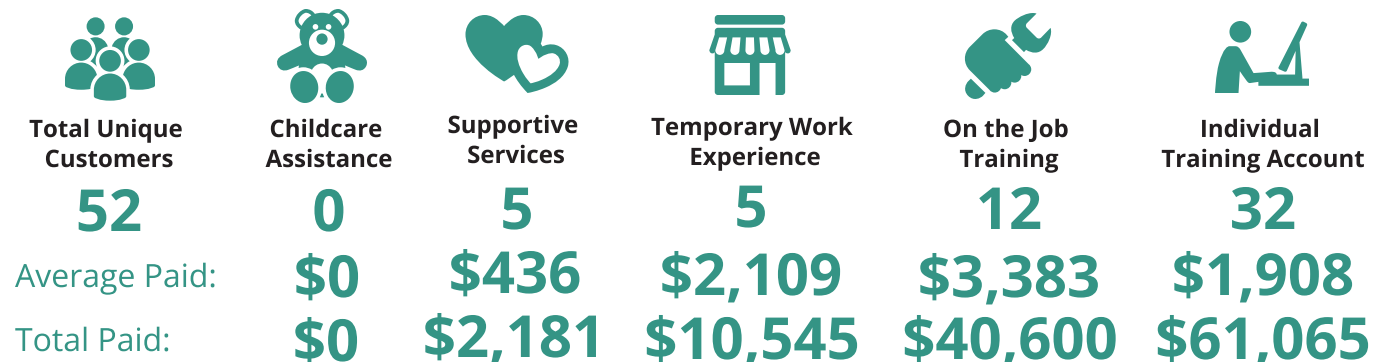
Special Grant Only Customers in 2022-23: 5

## Training & Supportive Services

Priority Industries for Training & Supportive Services in 2022-23 Q1



Total Customers Receiving Training or Supportive Services Payments in 2022-23 Q1



# Workforce Investment Board

Quarterly Dashboard: First Quarter 2022-2023

## WIOA Adults & Dislocated Workers - Enrollment & Wages

213▲

Customers Enrolled  
in WIOA Program

Last Quarter: 201

90▲

Newly Enrolled  
WIOA Customers

Last Quarter: 78

19▼

Employed at Exit in  
Previous Quarter (19%)

2021-22 Q3: 28 (24%)

\$21.02▼

Average Wage at Exit  
in Previous Quarter

2021-22 Q3: \$22.24

## WIOA Adults & Dislocated Workers - Priority of Service



Low  
Income

62%▲

Last Quarter: 61%



Basic Skills  
Deficient

6%▲

Last Quarter: 5%



Getting Food  
Assistance

40%▲

Last Quarter: 34%



Getting Cash  
Assistance

8%▲

Last Quarter: 6%



Military  
Veterans

3%▼

Last Quarter: 4%

## WIOA Adults & Dislocated Workers - Barriers to Employment



Individuals with  
a Disability

9%▼

Last Quarter: 10%



Underemployed

12%▲

Last Quarter: 10%



Justice  
Involved

10%▼

Last Quarter: 16%



Homeless

10%▼

Last Quarter: 12%



English Language  
Learner

5%▲

Last Quarter: 4%

## WIOA Youth - Demographics



Youth Enrolled  
in WIOA

35▼

Last Quarter: 42



Youth with a  
Disability

43%▼

Last Quarter: 45%



Homeless  
Youth

29%■

Last Quarter: 29%



Pregnant or  
Parenting Youth

14%▲

Last Quarter: 12%



Foster Care  
Youth

3%▼

Last Quarter: 7%

Compared to Previous Period: ▲ Increase ▼ Decrease ■ No Change

Note: Number of unique cash aid customers includes those receiving Temporary Assistance for Needy Families (TANF)/CalWORKs/SonomaWORKS, Social Security Disability Insurance (SSDI), Supplemental Security Income (SSI), or General Assistance (GA).

# Workforce Investment Board

Quarterly Dashboard: First Quarter 2022-2023

## Living Wage in Sonoma County

### Hourly Living Wage Rate

Adults Working Full Time in Sonoma County\*

One Working Adult, No Children



\$21.67/hr

Two Working Adults, One Child



\$24.18/hr

Two Working Adults, Two Children



\$30.85/hr

One Working Adult, One Child



\$44.58/hr

One Working Adult, Two Children



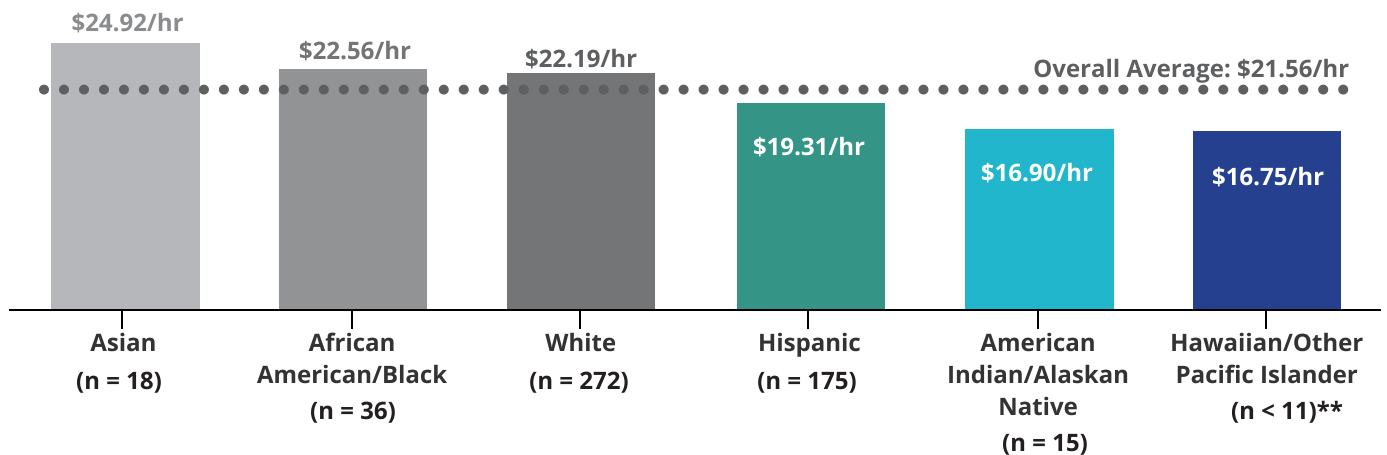
\$55.57/hr

\*Source: MIT Living Wage Calculator.

## WIOA Outcomes by Race & Ethnicity (2016-2022)

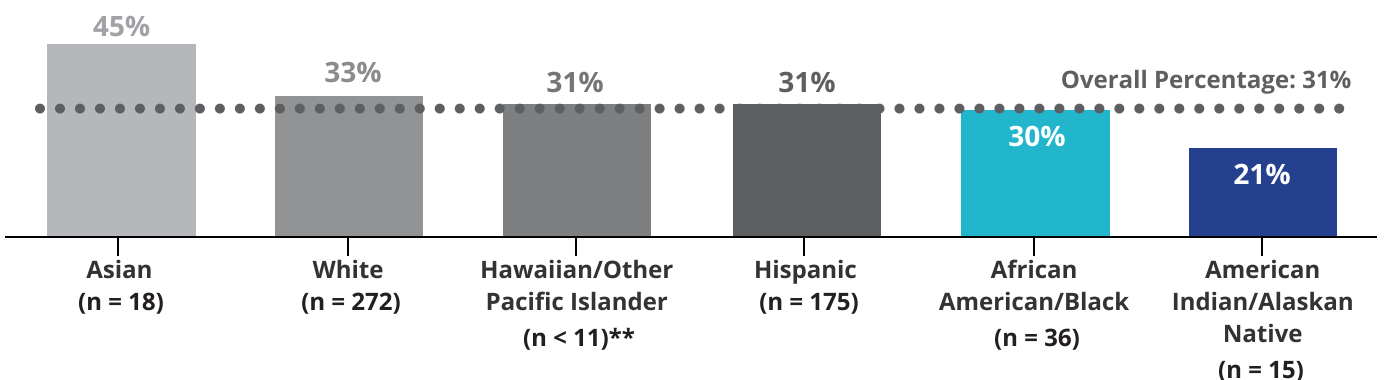
### Average Wage at Program Exit

Hourly Wages of Customers Who Reported a Job at Exit



### Employment at Program Exit

Percentage of Customers Who Reported Having a Job at Exit



\*\*Note: Interpret data with caution; due to the small number of customers (n), outcomes may not be representative.

Any questions? Please email slewiscrow@schsd.org | Page 5

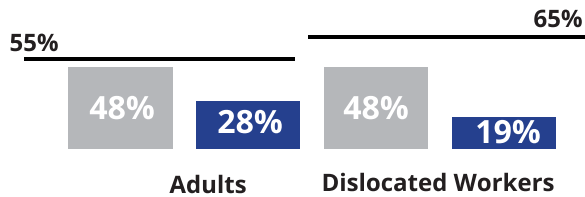
# WIOA Adult Performance Goals

First Quarter 2022-2023

## WIOA Adult & Dislocated Worker Performance

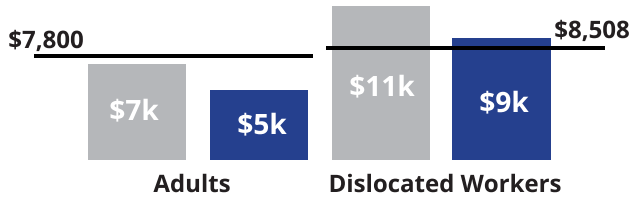
— Performance Goal    ■ Rolling Four Quarters    ■ First Quarter 2022-2023

### Measurable Skill Gains



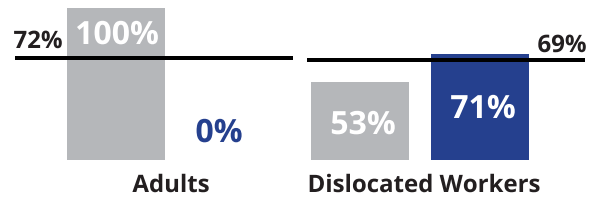
*Enrolled WIOA Adults & Dislocated Workers Making Measurable Progress (I.e. Exam, Transcript, Report Card, etc.)*

### Median Quarterly Earnings



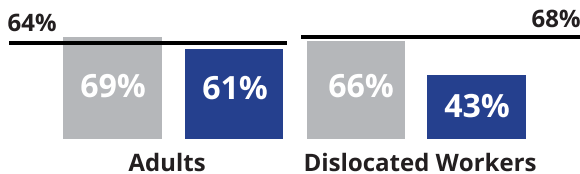
*Median Quarterly Earnings for WIOA Adults & Dislocated Workers 2nd Quarter After Exit*

### Credential Attainment



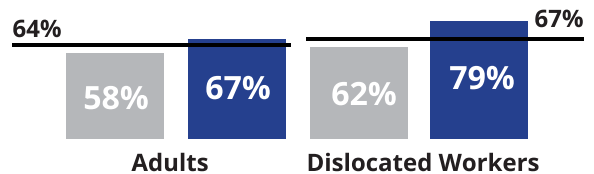
*WIOA Adults & Dislocated Workers Who Attain a Credential Within a Year of Exit*

### Employment Rate (2nd Quarter)



*WIOA Adults & Dislocated Workers Employed During the 2nd Quarter After Exit*

### Employment Rate (4th Quarter)



*WIOA Adults & Dislocated Workers Employed During the 4th Quarter After Exit*

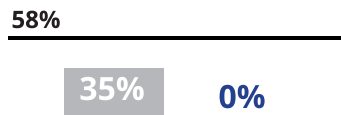
# WIOA Youth Performance Goals

First Quarter 2022-2023

## WIOA Youth Performance

— Performance Goal   ■ Rolling Four Quarters   ■ First Quarter 2022-2023

### Measurable Skill Gains



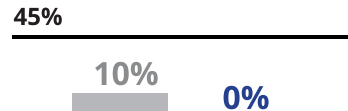
*Enrolled WIOA Youth Making Measurable Progress (I.e. Exam, Transcript, Report Card, etc.)*

### Median Quarterly Earnings



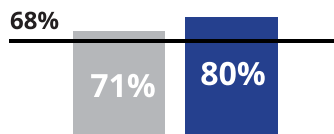
*Median Quarterly Earnings for WIOA Youth 2nd Quarter After Exit*

### Credential Attainment



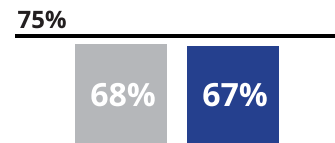
*WIOA Youth Who Successfully Completed a Training Program with a Credential Within a Year of Exit*

### Employment, Education, or Training Placement (2nd Quarter)



*WIOA Youth Employed or Enrolled in Education or Training During the 2nd Quarter After Exit*

### Employment, Education, or Training Placement (4th Quarter)



*WIOA Youth Employed or Enrolled in Education or Training During the 4th Quarter After Exit*