

Workforce Investment Board

Quarterly Dashboard: Third Quarter 2021-2022

AJCC Services in Q1-Q3

Resource Navigation



Unemployment Insurance



Virtual Job Link Center




Virtual Workshops



Job Link Customers

Individuals Who Visited AJCC Offices



21

Virtual Workshops



92

Unique Participants



107

Total Participants



Top Occupations in Sonoma County

By Forecasted Demand Over the Next 5 Years*

Food Preparation & Serving



\$34,700

Annual Wages

Sales & Related



\$49,100

Annual Wages

Office & Admin Support



\$48,300

Annual Wages

Transportation & Material Moving



\$42,900

Annual Wages

Healthcare Support



\$39,700

Annual Wages

CalJOBS Registrants in Q1-Q3

Intended Occupation, Employment Status, & Education Level at Registration

15%

Office & Admin Support

12%

Management

7%

Sales & Related

6%

Construction & Extraction

6%

Transportation & Material Moving

6%

Healthcare Support

88%

Not Employed

9%

Less Than High School Diploma

32%

Diploma or Equivalent

21%

Some College or Vocational School

9%

Associate's Degree

29%

Bachelor's Degree or Higher

*Source: JobsEQ 2021Q4

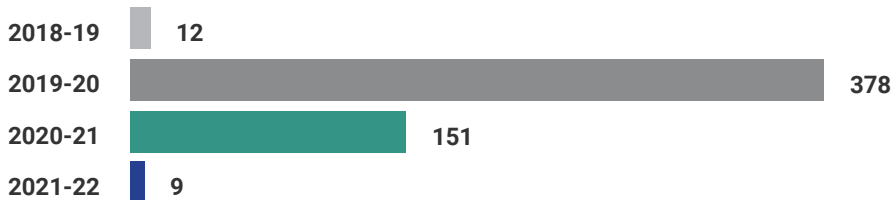
Workforce Investment Board

Quarterly Dashboard: Third Quarter 2021-2022

Job Link Business Services

Layoff Aversion

Number of Layoff Response Events Hosted



315

Inbound Inquiries from Local Businesses in 2021-2022 Q1-Q3

Youth Education & Employment Services

Youth Work Experience

Number of Youth & Young Adults Participating in All Programs




70%

SCYEC Completion Rate in 2021

Sonoma County Youth Ecology Corps (SCYEC)

Demographics of Participants in the 2021 SCYEC Program



WIOA Levels of Service

Levels of Service Accessed in Q1-Q3 of the 2021-2022 Program Year



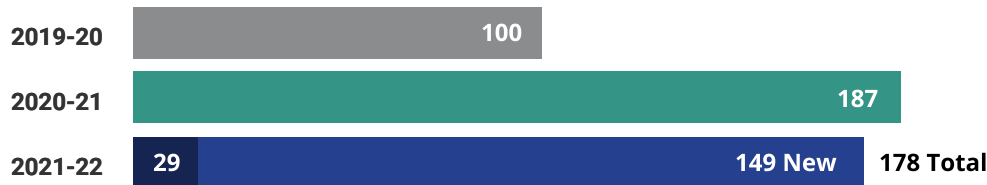
Workforce Investment Board

Quarterly Dashboard: Third Quarter 2021-2022

WIOA Individualized Career Services

WIOA Adult Customers

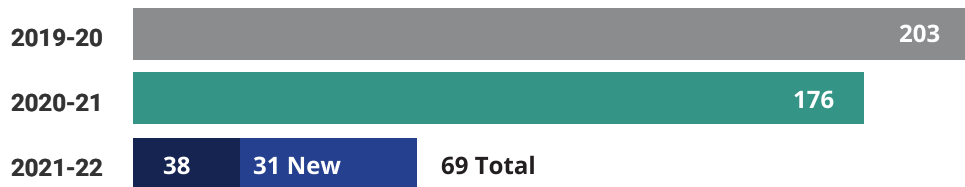
Number of Individuals Enrolled



112 COVID-19 Individual Grant Customers

WIOA Dislocated Worker Customers

Number of Individuals Enrolled



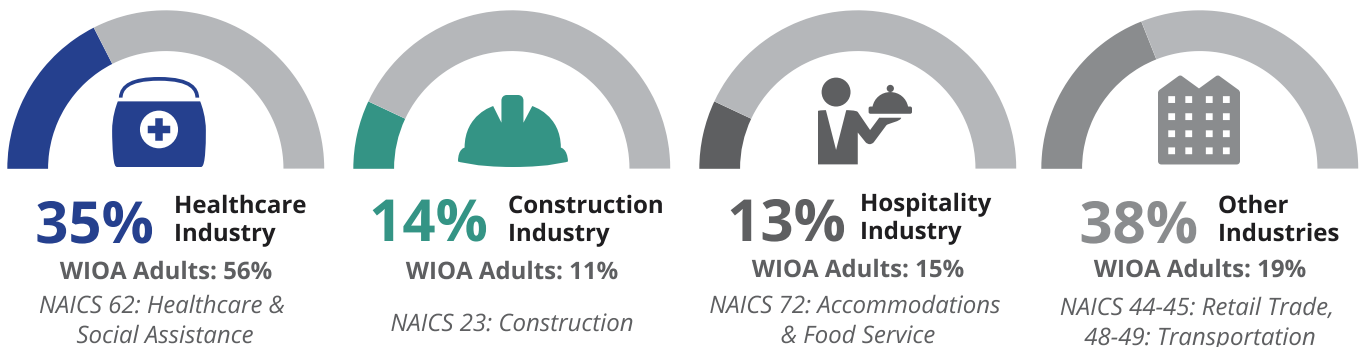
79 COVID-19 Individual Grant Customers



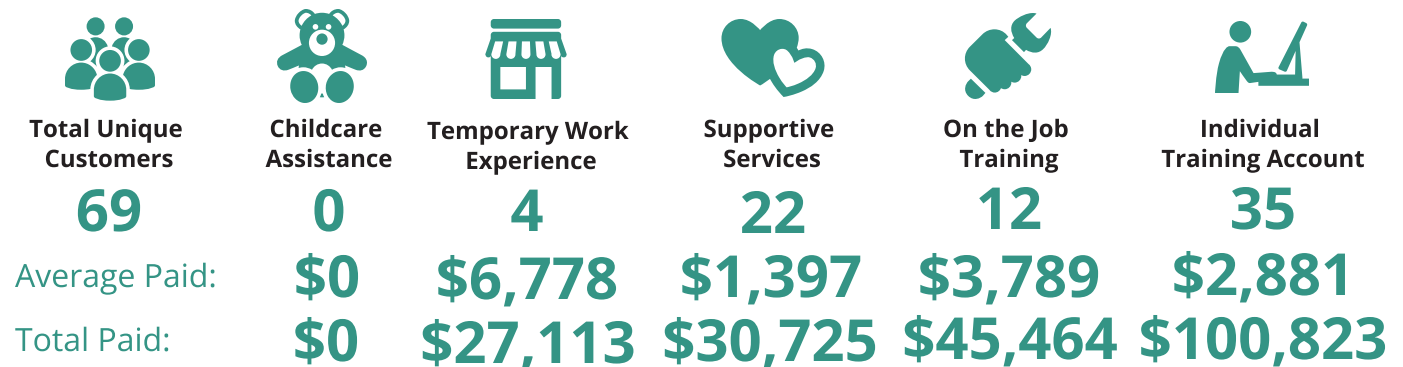
Special Grant Customers Active in 2021-22: 44

Training & Supportive Services (WIOA & Prison to Employment)

Priority Industries for Training & Supportive Services in 2021-22 Q1-Q3



Total Customers Receiving Training or Supportive Services Payments in 2021-22 Q1-Q3



Workforce Investment Board

Quarterly Dashboard: Third Quarter 2021-2022

WIOA Adults & Dislocated Workers - Enrollment & Wages

168▲

Customers Enrolled
in WIOA Program

Last Quarter: 130

74▲

Newly Enrolled
WIOA Customers

Last Quarter: 42

10▼

Employed at Exit in
Previous Quarter (20%)

2021-22 Q1: 13 (23%)

\$20.91▼

Average Wage at Exit
in Previous Quarter

2021-22 Q1: \$20.92

WIOA Adults & Dislocated Workers - Priority of Service



Low
Income

64%▼

Last Quarter: 65%



Basic Skills
Deficient

4%▼

Last Quarter: 6%



Getting Food
Assistance

33%▲

Last Quarter: 28%



Getting Cash
Assistance

4%▼

Last Quarter: 5%



Military
Veterans

2%▼

Last Quarter: 3%

WIOA Adults & Dislocated Workers - Barriers to Employment



Individuals with
a Disability

10%▼

Last Quarter: 12%



Underemployed

11%▲

Last Quarter: 9%



Justice
Involved

15%▲

Last Quarter: 10%



Homeless

10%■

Last Quarter: 10%



English Language
Learner

2%▼

Last Quarter: 6%

WIOA Youth - Demographics



Youth Enrolled
in WIOA

40▲

Last Quarter: 34



Youth with a
Disability

40%▼

Last Quarter: 47%



Homeless
Youth

28%▲

Last Quarter: 24%



Pregnant or
Parenting Youth

13%▲

Last Quarter: 9%



Foster Care
Youth

13%▼

Last Quarter: 18%

Compared to Previous Period: ▲ Increase ▼ Decrease ■ No Change

Note: Number of unique cash aid customers includes those receiving Temporary Assistance for Needy Families (TANF)/CalWORKs/SonomaWORKS, Social Security Disability Insurance (SSDI), Supplemental Security Income (SSI), or General Assistance (GA).

Workforce Investment Board

Quarterly Dashboard: Third Quarter 2021-2022

Living Wage in Sonoma County

Hourly Living Wage Rate

Adults Working Full Time in Sonoma County*

One Working Adult, No Children



\$21.98/hr

Two Working Adults, One Child



\$24.49/hr

Two Working Adults, Two Children



\$31.23/hr

One Working Adult, One Child



\$45.12/hr

One Working Adult, Two Children



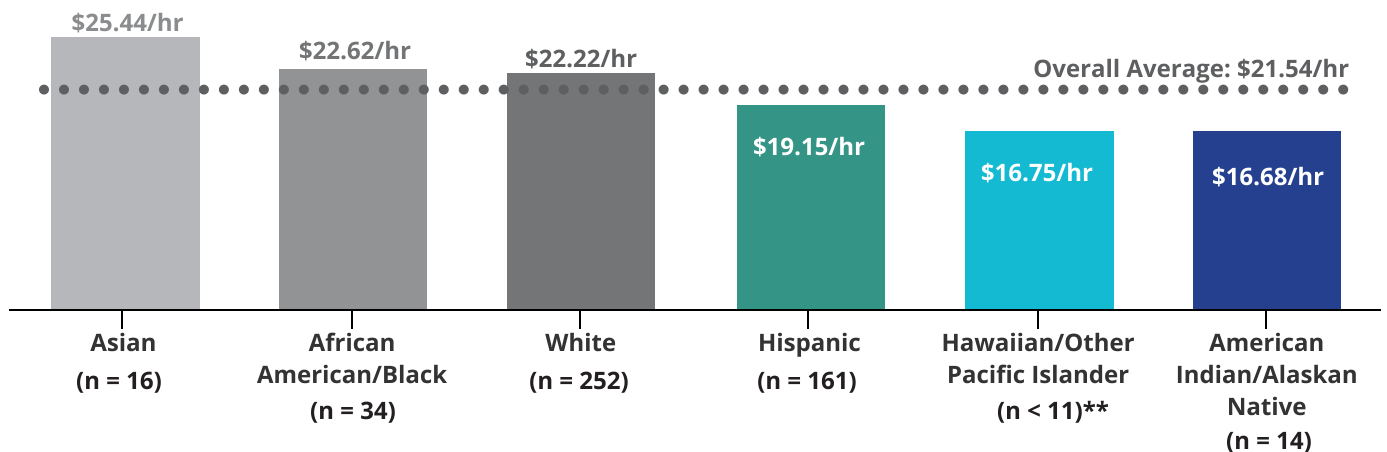
\$56.20/hr

*Source: MIT Living Wage Calculator.

WIOA Outcomes by Race & Ethnicity (2016-2022)

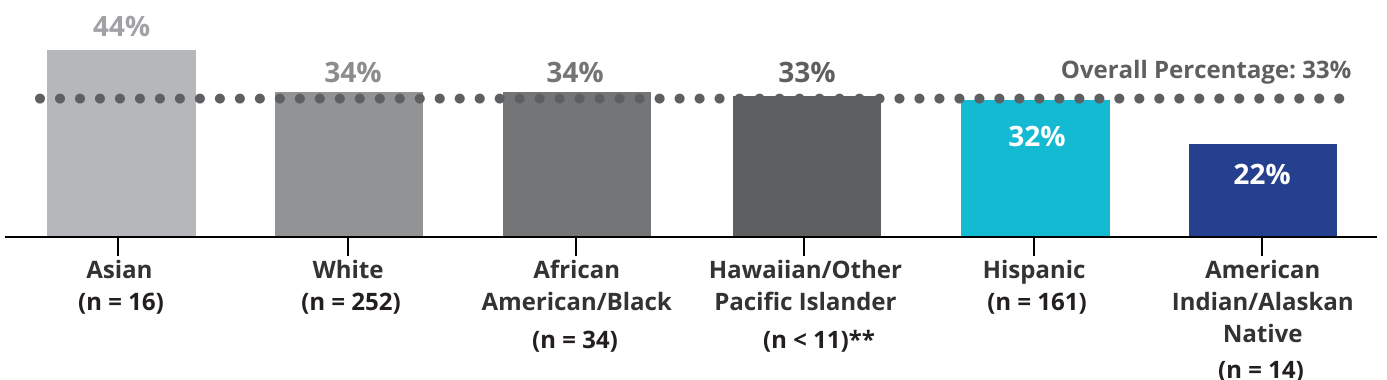
Average Wage at Program Exit

Hourly Wages of Customers Who Reported a Job at Exit



Employment at Program Exit

Percentage of Customers Who Reported Having a Job at Exit



**Note: Interpret data with caution; due to the small number of customers (n), outcomes may not be representative.

Any questions? Please email slewiscrow@schsd.org | Page 5

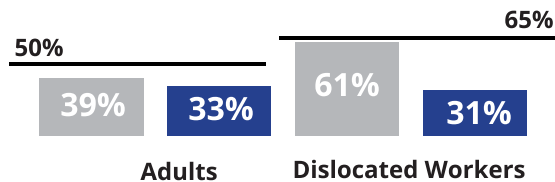
WIOA Adult Performance Goals

Second Quarter 2021-2022

WIOA Adult & Dislocated Worker Performance

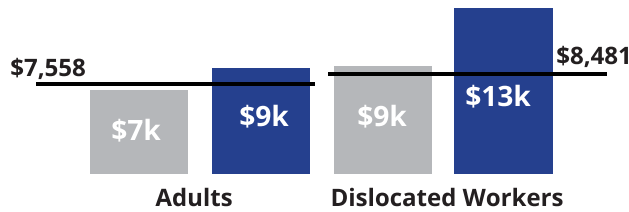
— Performance Goal ■ Rolling Four Quarters ■ Second Quarter 2021-2022

Measurable Skill Gains



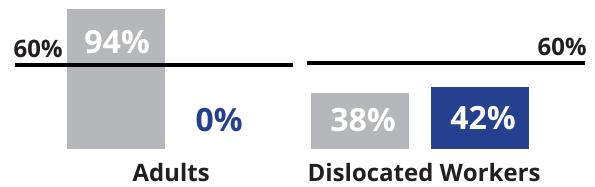
Enrolled WIOA Adults & Dislocated Workers Making Measurable Progress (I.e. Exam, Transcript, Report Card, etc.)

Median Quarterly Earnings



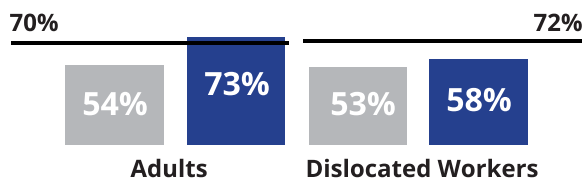
Median Quarterly Earnings for WIOA Adults & Dislocated Workers 2nd Quarter After Exit

Credential Attainment



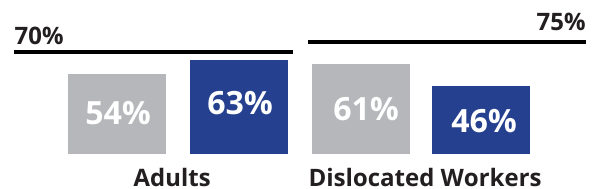
WIOA Adults & Dislocated Workers Who Attain a Credential Within a Year of Exit

Employment Rate (2nd Quarter)



WIOA Adults & Dislocated Workers Employed During the 2nd Quarter After Exit

Employment Rate (4th Quarter)



WIOA Adults & Dislocated Workers Employed During the 4th Quarter After Exit

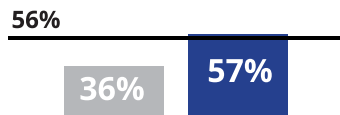
WIOA Youth Performance Goals

Second Quarter 2021-2022

WIOA Youth Performance

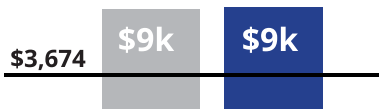
— Performance Goal ■ Rolling Four Quarters ■ Second Quarter 2021-2022

Measurable Skill Gains



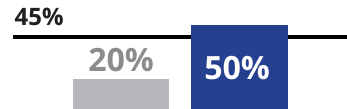
Enrolled WIOA Youth Making Measurable Progress (I.e. Exam, Transcript, Report Card, etc.)

Median Quarterly Earnings



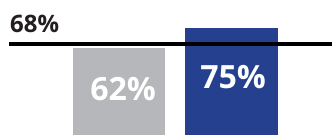
Median Quarterly Earnings for WIOA Youth 2nd Quarter After Exit

Credential Attainment



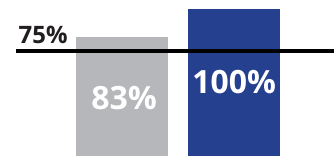
WIOA Youth Who Successfully Completed a Training Program with a Credential Within a Year of Exit

Employment, Education, or Training Placement (2nd Quarter)



WIOA Youth Employed or Enrolled in Education or Training During the 2nd Quarter After Exit

Employment, Education, or Training Placement (4th Quarter)



WIOA Youth Employed or Enrolled in Education or Training During the 4th Quarter After Exit