

Workforce Investment Board

Quarterly Dashboard: Second Quarter 2020-2021

AJCC Services Q1-Q2



Job Link Customers

Individuals Who Visited the AJCC Resource Center



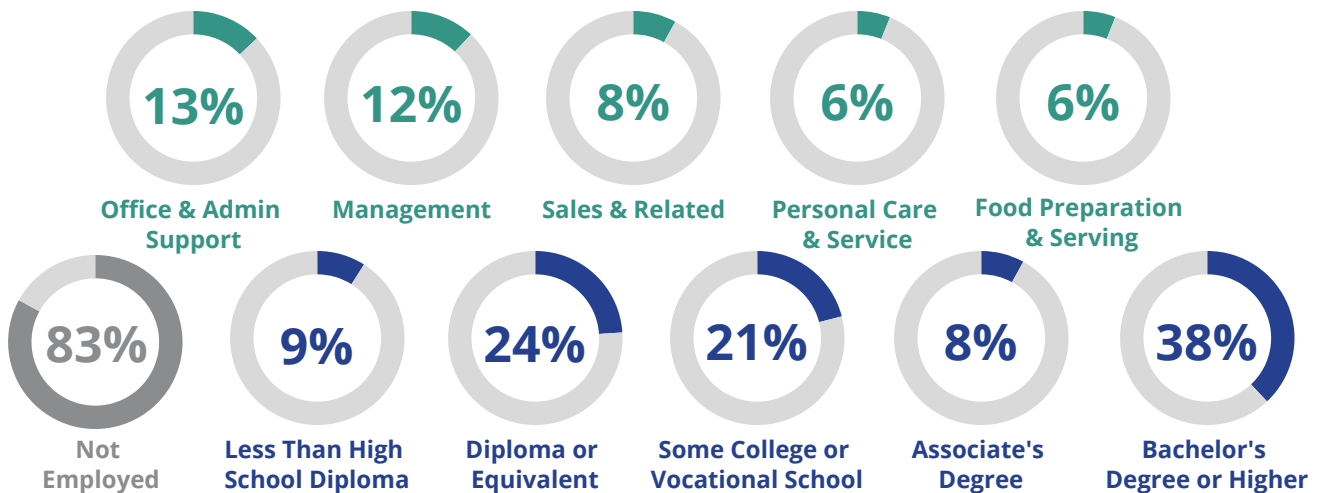
Top Occupations in Sonoma County

By Forecasted Demand Over the Next 5 Years*



CalJOBS Registrants Q1-Q2

Intended Occupation, Employment Status, & Education Level at Registration



*Source: JobsEQ 2020Q3

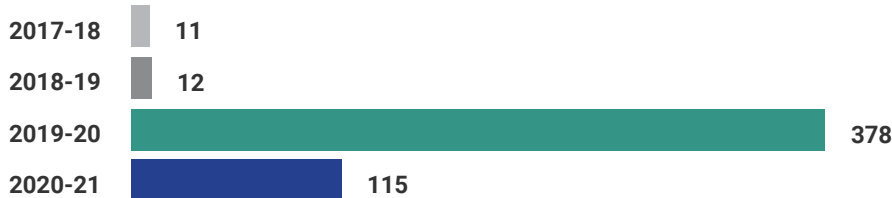
Workforce Investment Board

Quarterly Dashboard: Second Quarter 2020-2021

Job Link Business Services

Layoff Aversion

Number of Layoff Response Events Hosted



196

Inbound Inquiries
from Local Businesses
in 2020-2021

Youth Education & Employment Services

Youth Work Experience

Number of Youth & Young Adults Participating in All Programs



84%

SCYEC Completion
Rate in 2020


Sonoma County Youth Ecology Corps (SCYEC)

Demographics of Participants in the 2020 SCYEC Program



WIOA Levels of Service

Levels of Service Accessed in the 2020-2021 Program Year



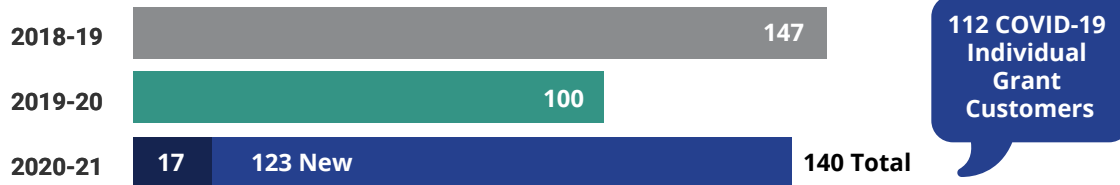
Workforce Investment Board

Quarterly Dashboard: Second Quarter 2020-2021

WIOA Individualized Career Services

WIOA Adult Customers

Number of Individuals Enrolled



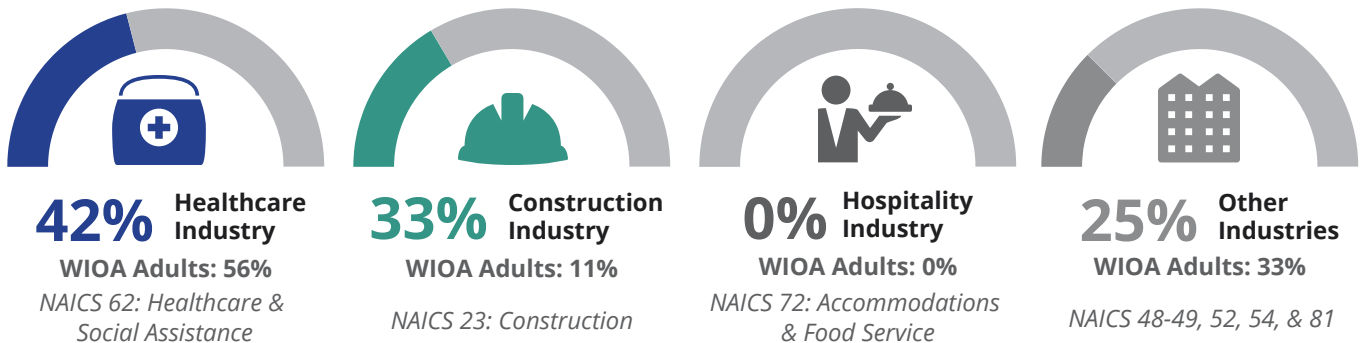
WIOA Dislocated Worker Customers

Number of Individuals Enrolled

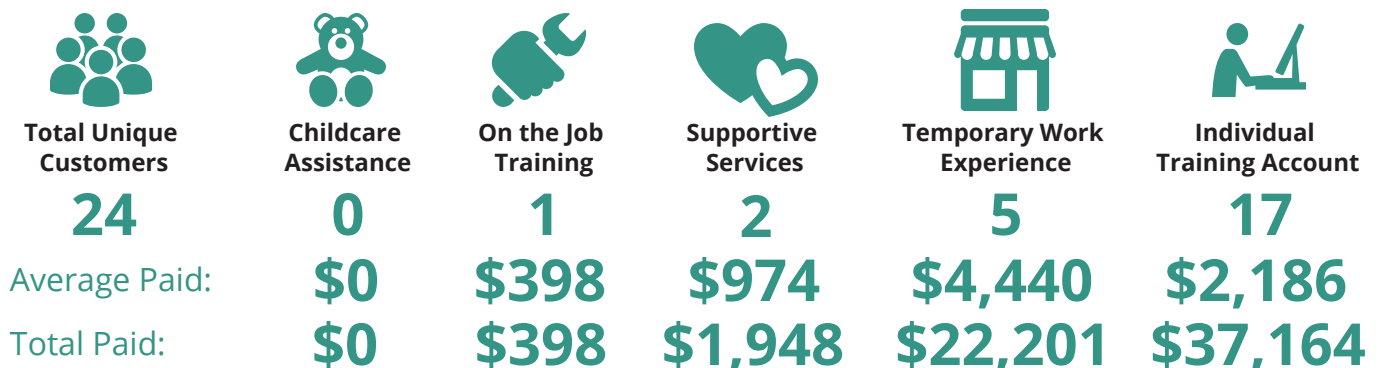


Training & Supportive Services (WIOA & Prison to Employment)

Priority Industries for Training & Supportive Services in 2020-21 Q1-Q2



Total Customers Receiving Training or Supportive Services Payments in 2020-21 Q1-Q2



Workforce Investment Board

Quarterly Dashboard: Second Quarter 2020-2021

WIOA Adults & Dislocated Workers - Enrollment & Wages in Q2



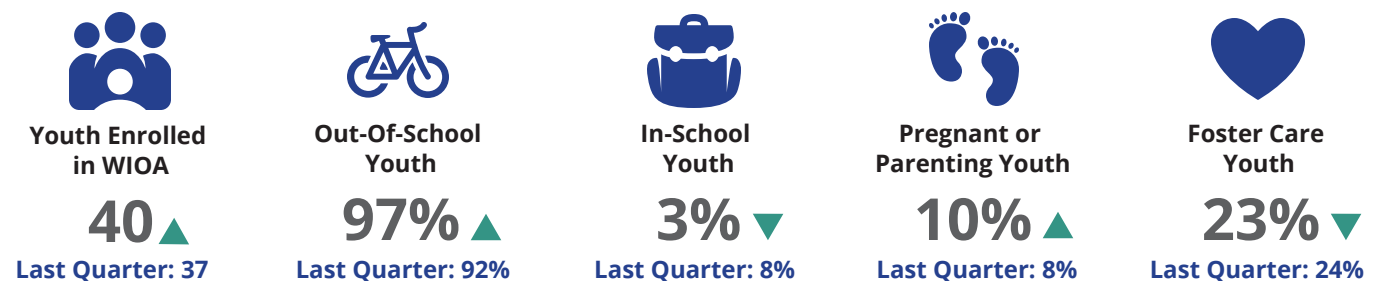
WIOA Adults & Dislocated Workers - Priority of Service in Q2



WIOA Adults & Dislocated Workers - Barriers to Employment in Q2



WIOA Youth - Demographics in Q2



Compared to Previous Period: ▲ Increase ▼ Decrease ■ No Change

Note: Number of unique cash aid customers includes those receiving Temporary Assistance for Needy Families (TANF)/CalWORKs/SonomaWORKS, Social Security Disability Insurance (SSDI), Supplemental Security Income (SSI), or General Assistance (GA).

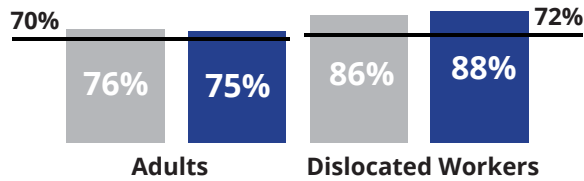
WIOA Performance Goals

First Quarter 2020-2021

WIOA Adult & Dislocated Worker Performance

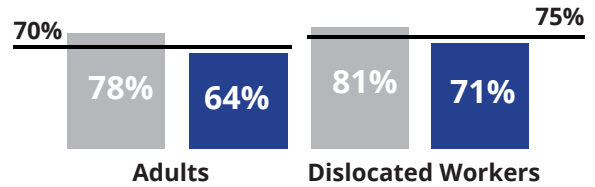
■ Rolling Four Quarters ■ First Quarter 2020-2021

Employment Rate (2nd Quarter)



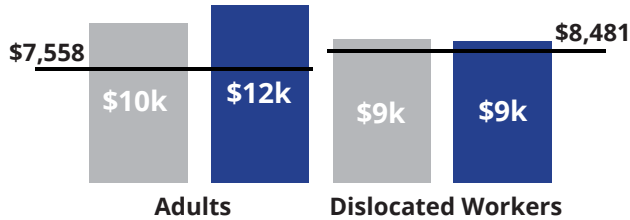
WIOA Adults & Dislocated Workers Employed During the 2nd Quarter After Exit

Employment Rate (4th Quarter)



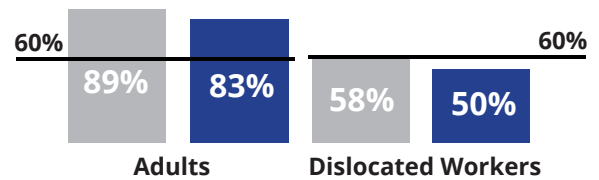
WIOA Adults & Dislocated Workers Employed During the 4th Quarter After Exit

Median Quarterly Earnings



Median Quarterly Earnings for WIOA Adults & Dislocated Workers 2nd Quarter After Exit

Credential Attainment

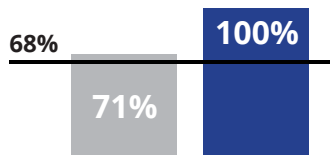


WIOA Adults & Dislocated Workers Who Attain a Credential Within a Year of Exit

WIOA Youth Performance

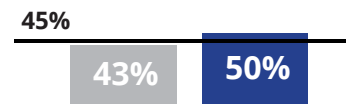
■ Rolling Four Quarters ■ First Quarter 2020-2021

Employment or Education Placement



WIOA Youth Employed or Enrolled in Education or Training During the 2nd Quarter After Exit

Credential Attainment



WIOA Youth Who Successfully Completed a Training Program with a Credential Within a Year of Exit