

# 2022 Q1 SONOMA COUNTY JOB MARKET TRACKER

## HIGHLIGHTS



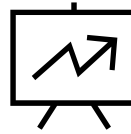
**29,609**

unique job postings from  
January 2022 to March 2022



**3%**

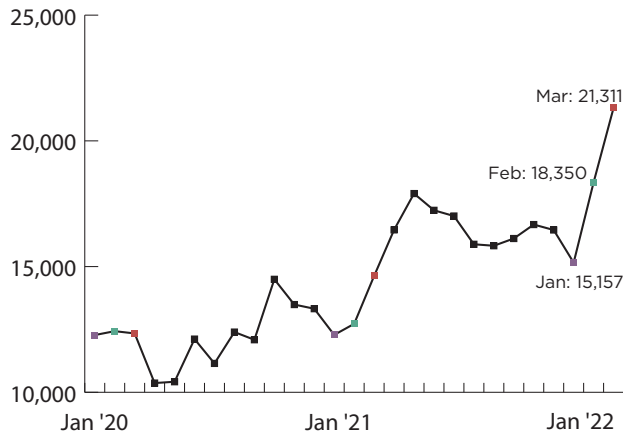
Unemployment rate  
in March 2022



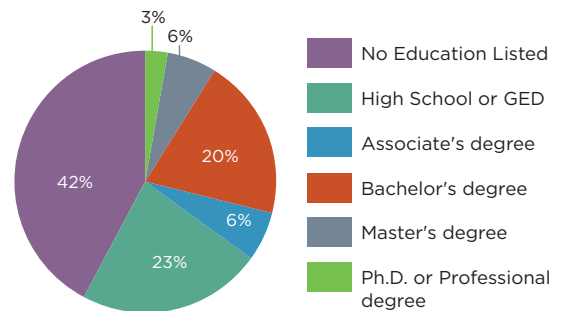
Jobs predicted to increase by  
**1.26%** by 2026

## JOB POSTINGS & SALARY

UNIQUE JOB POSTINGS FROM JANUARY 2020 TO MARCH 2022, HIGHLIGHTED JANUARY 2022 TO MARCH 2022

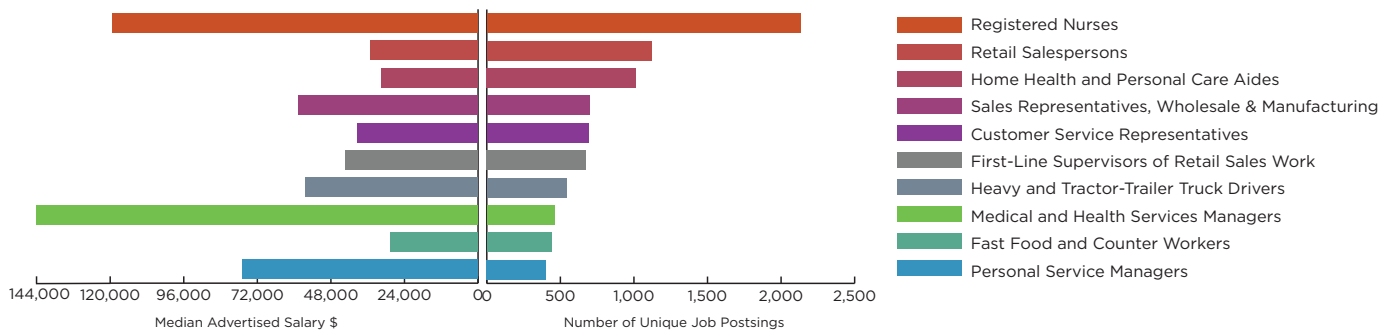


EDUCATION BREAKDOWN FOR UNIQUE JOB POSTINGS FROM JANUARY 2022 TO MARCH 2022

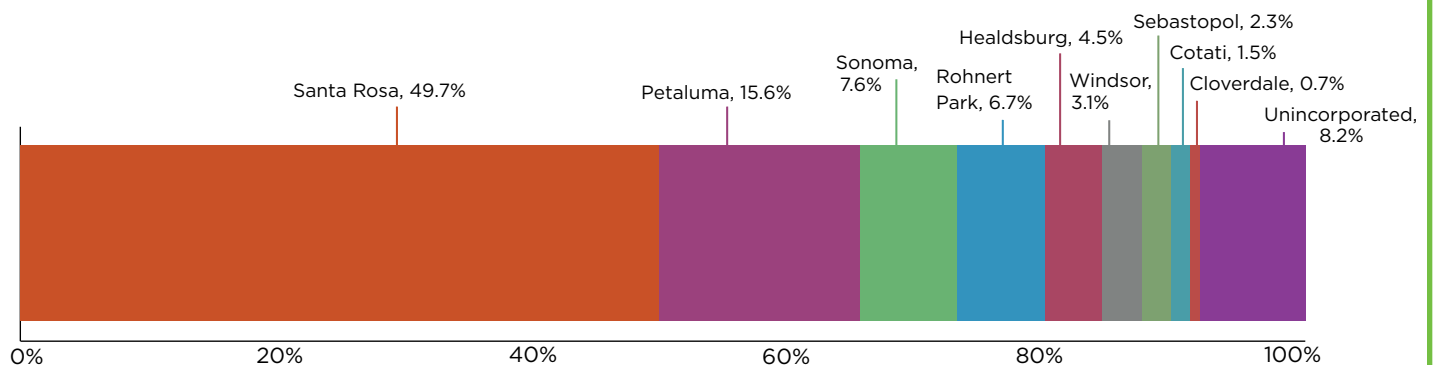


\* This includes any mention of an education level listed within the job postings; it may be preferred, required, or negotiable. Further, postings may be tagged with multiple education levels.

TOP 10 OCCUPATIONS BY UNIQUE JOB POSTING VOLUME AND MEDIAN ANNUAL ADVERTISED SALARY FROM JANUARY 2022 TO MARCH 2022

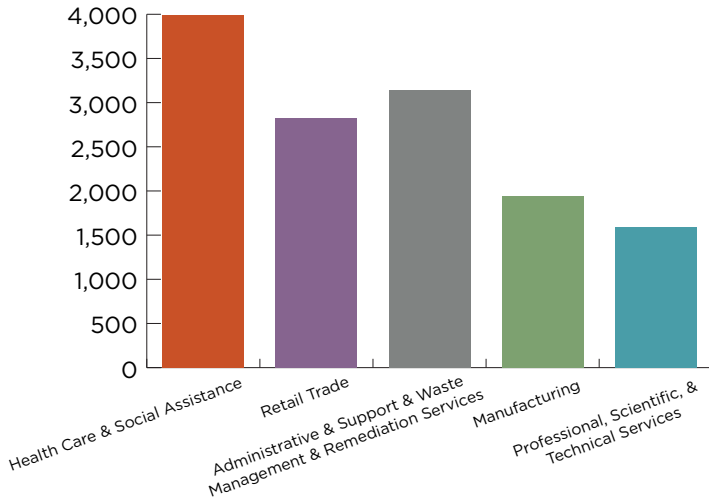


PERCENTAGE OF UNIQUE JOB POSTINGS BY CITY FROM JANUARY 2022 TO MARCH 2022



# OCCUPATIONS & EMPLOYERS

## TOP 5 INDUSTRIES BY UNIQUE JOB POSTINGS FROM JANUARY 2022 TO MARCH 2022



## TOP 10 EMPLOYERS BY UNIQUE JOB POSTINGS FROM JANUARY 2022 TO MARCH 2022

Top Employer	Posting Volume
Providence Health & Services	495
CareInHomes	472
Covenant Health	312
Sutter Health	257
Robert Half	254
Kaiser Permanente	210
Nelson	201
Jackson Family Wines	122
Whole Foods	164
Allied Universal	162

# SKILLS & CERTIFICATIONS

## TOP COMMON SKILLS, HARD SKILLS, AND CERTIFICATIONS FROM JANUARY 2022 TO MARCH 2022

Common Skills	Posting Volume Q1 2022	% Of Total Postings
Nursing	2449	8%
Customer Support	2167	7%
Merchandising	2057	7%
Basic Life Support	1478	5%
Auditing	1460	5%

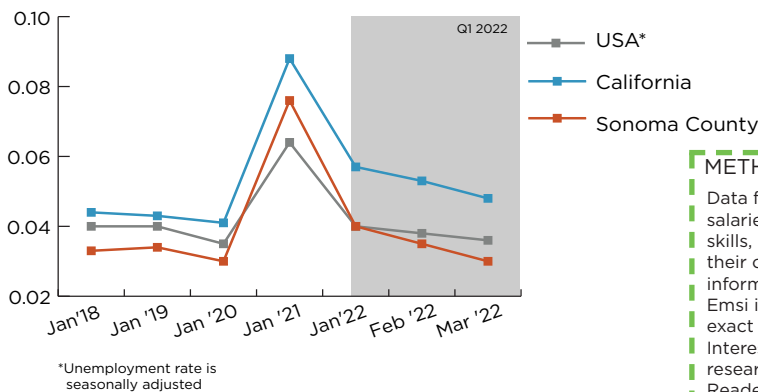
Common Skills	Posting Volume Q1 2022	% Of Total Postings
Accounting	1392	5%
Selling Techniques	1338	5%
Cardiopulmonary Resuscitation (CPR)	1326	4%
Restaurant Operation	1256	4%
Caregiving	729	4%

### Top certifications & qualifications

- Licensed Vocational Nurses
- Certified Nursing Assistant
- Commercial Driver's License (CDL)
- Food Handler's Card
- Bachelor of Science in Nursing (BSN)

# LABOR MARKET

## UNEMPLOYMENT RATE FOR SONOMA COUNTY AND CALIFORNIA FROM JANUARY 2022 TO MARCH 2022



### 2021 Population Characteristics:

172,714 retiring soon (55 years and older); 94,357 millennials (ages 25-39)



### 2022-2026: Job growth

projected to increase by 1.26% (2,878 jobs). Population projected to decrease by 4.8% (23,488).

### METHODOLOGY & SOURCES

Data for the top employers, occupational groups, job postings, and median annual salaries were aggregated by Economic Modeling Specialists, Inc. (Emsi). The hard skills, common skills, and qualifications listed are organized by the frequency of their occurrences in online public job postings for Sonoma County. Labor Market information was compiled from the Economic Development Department (EDD). Emsi is unable to access any non-publicly posted jobs, so data may not reflect the exact hiring demands of Sonoma County employers. Interested readers are encouraged to contact data resource agencies for further research or to visit the EDB website, [www.sonomaedb.org](http://www.sonomaedb.org) for more information. Readers are also encouraged to direct all inquiries or suggestions for future reports to the EDB by calling (707) 565-7170 or emailing [edb@sonoma-county.org](mailto:edb@sonoma-county.org).

# EDB SPONSORS

### FOUNDATION LEVEL



### PRESENTING LEVEL



### PREMIER LEVEL



### EXECUTIVE LEVEL

- COMCAST
- PISENTI & BRINKER LLP
- NORTH BAY ASSOCIATION OF REALTORS
- SUMMIT STATE BANK

